

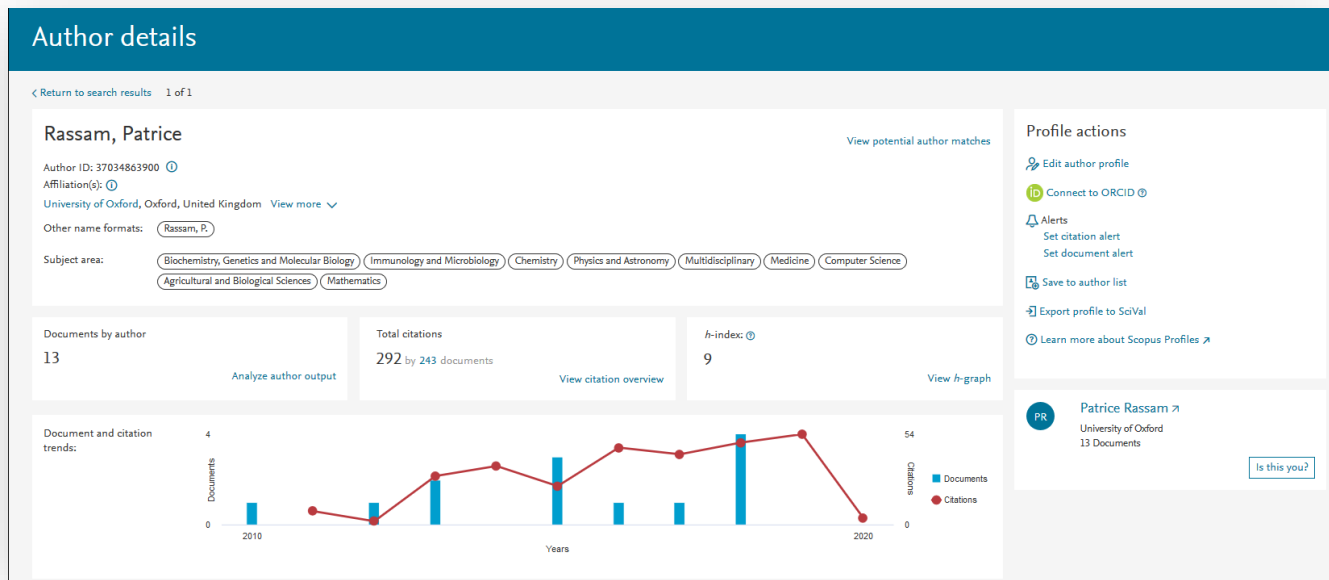


# Scopus<sup>®</sup> Author Profiles



<Insert presenter and library name>

# Scopus author profiles



## Identifiers

- Affiliation
- Author IDs
- ORCID
- Alternate names

## Output

- Subject area coverage
- Output over time
- Citations

## Metrics

- *h*-index
- Citations
- And more

# Why check and update your profile?

1

So you can include accurate and complete information on **funding applications** and within your **promotion and tenure** file.

2

Scopus data is used by funding agencies, institutions and other researchers to **assess your research and impact**.

# Where does author profile data come from?

Scopus includes content from **5,000+ publishers** and **105 different countries**, and it's **updated daily!**

Journals	Conferences	Books
<b>23,452</b> Peer-reviewed journals	<b>119K</b> Conference events	<b>852</b> Book series
<b>294</b> Trade journals	<b>9.8M</b> Conference papers	<b>40K</b> Volumes
<b>5,527</b> Active gold open access journals	Mainly engineering, mathematics, physics and computer sciences	<b>1.7M</b> Items
<b>&gt;8,000</b> Articles in press		<b>216,000+</b> Stand-alone books
Full metadata, abstracts and cited references		Mainly social sciences and arts & humanities

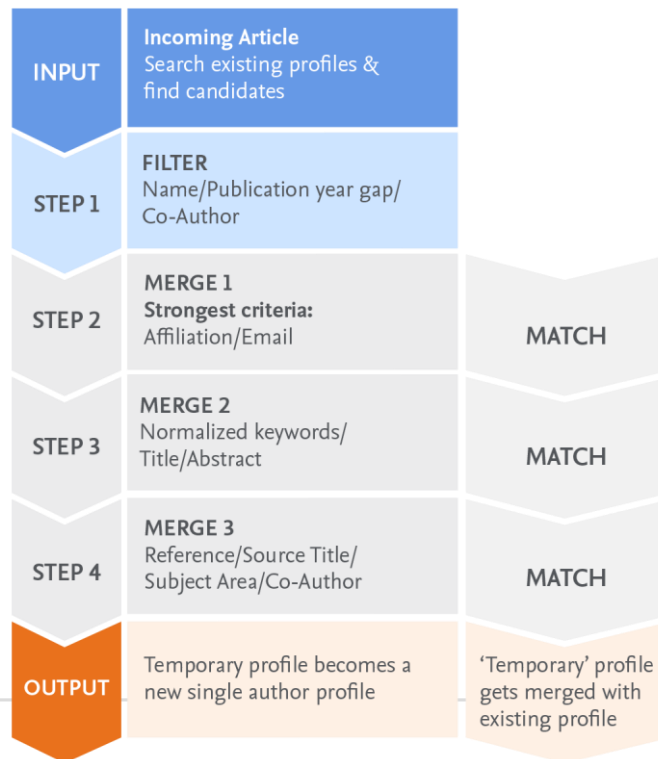
# Scopus: the premier source of profiles

The data that goes into **Scopus** follows the model that **articles** are written by **authors** who are affiliated with **institutions**.



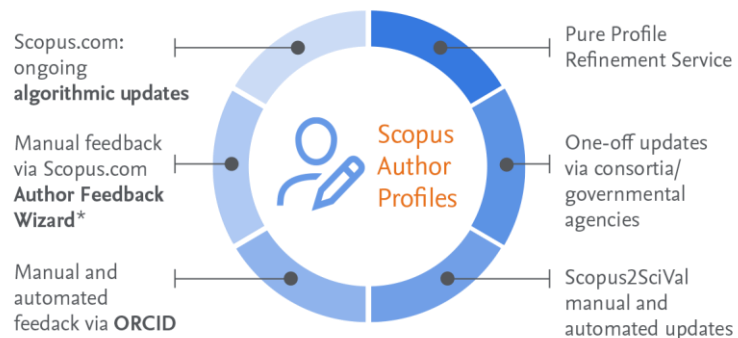
# How are Scopus author profiles created?

Scopus uses a combination of **automated** and curated data to automatically build author profiles.



# How are Scopus author profiles created?

Scopus uses a combination of automated and **curated** data to automatically build author profiles.



## \*What's in a name?

In 2017, there were 1/2 million women researchers in the US alone,\* synchronously 79% of US women chose to change their name when marrying.\*\*

## ORCID

An ORCID is a 16-digit number which will usually be presented in the form of a web address that leads to the researcher's profile.

[HTTP://ORCID.ORG/0000-0002-8534-598](http://ORCID.ORG/0000-0002-8534-598)



\* <https://www.nytimes.com/2015/06/28/upshot/maiden-names-on-the-rise-again.html>  
\*\* Gender in the Global Research Landscape, Elsevier report (2017)

# You can make corrections to your Author Profile using the Author Feedback Wizard

## Author Feedback Wizard

Here you can:

- Set a preferred name
- Merge profiles
- Add and remove documents
- Update affiliation

Basic Search Author ID Search ORCID Search Tips ⓘ

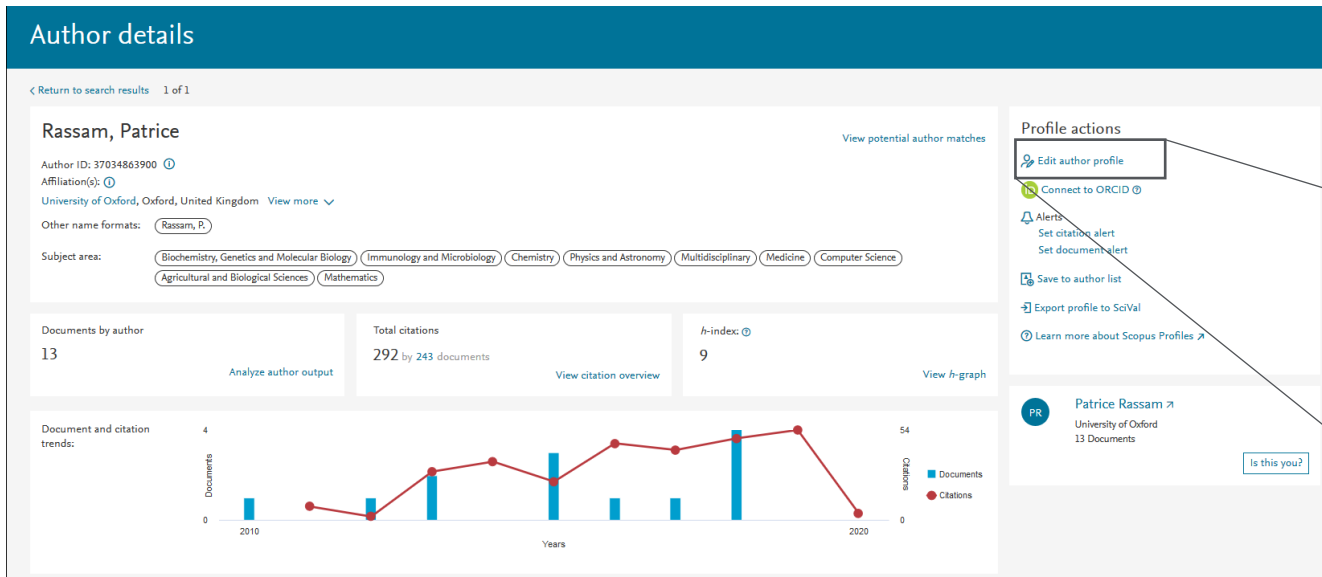
Author last name e.g. Smith Author first name e.g. J.L.

Optional:


For simple merges and splits: [www.scopusfeedback.com](http://www.scopusfeedback.com)

Turnaround time: **36 hours**

# Access the wizard directly from your author details page



- Update the profile or suggest updates within a given profile

 [Edit author profile](#)

# Types of corrections you can make

## Author profile corrections

- **Merges:** combining two or more author profiles together and updating associated Scopus articles as well
- **Splits:** separating articles from one author profile to another author profile (existing or new one)
- **Overrides** or detail mistakes (changing name, email of author profile)
- **Content** is missing and should be in Scopus based on Content Coverage guidelines

Requests to update author's affiliation isn't allowed as affiliation history in an author profile is built based on articles linked to respective author profile.

# Now let's walk through updating your profile

Go to <https://www.scopus.com/freelookup/form/author.uri>

- 1 Locate your author details page.
- 2 Verify your author details are correct.
- 3 Create a Scopus account so you can request corrections if needed.
- 4 Request corrections to your Scopus Author Profile.
- 5 Keep your profile up to date.

# More questions?

If you need more assistance with your Scopus author profile or other online profiles, please contact:

<Insert Contact Details>